

# The St. Patrick's Parade



---

A Detroit Tradition

---

# Today's Agenda

---



Welcome



Event Day Logistics



Meet Your Captains



Parade Day Attire



Volunteer Duties



Parade Route & Dispersal



Unit Guidelines



Parade Day Reminders



Questions



# FREE PARKING

**Abbott and Sixth Street**



**Howard and Sixth Street**



# PARKING MAP



## Tips and Tricks 🍀

- Michigan Avenue will be closed
- Take M-10 South and exit off Howard
- Parking lots might be very busy
- Leave home earlier to give yourself extra time for parking



# VOLUNTEER CHECK-IN

**Report Time:** 10:30 a.m.

**Check-in Location:** Howard & Sixth Street Parking Lot (toll booth near entrance)

## Check-in Procedure:

■	■	■	■	■
VOLUNTEER CHECK-IN	VOLUNTEER WAIVER	YELLOW VEST & DIRECTIONS	LOCATE YOUR ASSIGNED AREA	FURTHER INSTRUCTIONS
Once you've parked, look for the Volunteer Check-in area near the parking lot entrance where Kim and/or Sharon will be awaiting your arrival.	If you have not already done so, please sign and submit a Volunteer waiver at this time.	Pick up your yellow vest and get directions to your division's staging area.	Head over to your assigned area-once you've arrived, look for your Unit Marshal Captain.	Your Unit Marshal Captain will provide you with further instructions.



# UNIT CHECK-IN

**Report Time:** 11 a.m.

**Upon Arrival to Your Street:** Check-in with your Division Captain

## **Please Note:**

- We reserve the right to move units who are not on time to the end of the parade.
- This is for safety purposes as it is dangerous to drive vehicles, busses, etc. past units who are already in place.



# UNIT MARSHAL CAPTAINS

**DIVISION #1:**  
**GLORIA GLENN**

---

**Co-Captain:**  
**Sandra Stevenson**

**DIVISION #2:**  
**STEVEN SPENCER**

---

**Co-Captain:**  
**Jevon Tinsley**

**DIVISION #3:**  
**CHRIS INGRAM**

---

**Co-Captains:**  
**Chris Zitny, Jeff Dymant &  
Dan Haggerty**

**DIVISION #4:**  
**GAIL WILLIAMS**

---

**Co-Captain:**  
**Tracey Burton**

**DIVISION #5:**  
**GRETCHEN VERMIGLIO**

---

**Co-Captain:**  
**Rochelle Vitale**

**DIVISION #6:**  
**MITCHELL PERLIN**

---

**Co-Captains:**  
**Merle Baum**

# PARADE ATTIRE



## **VOLUNTEERS...**

...will be wearing yellow vests over their jackets. Don't forget, they are there to help you.



## **NO ORANGE ATTIRE**

It is a beautiful color, but please, do not wear orange on Parade Day.



## **MICHIGAN WEATHER**

Please be prepared for any weather conditions and don't forget to wear comfortable shoes.



# ATTIRE RULES

## Do's and Dont's



Proper Event Name: The Detroit St. Patrick's Parade, not St. Patty's or St. Paddy's.



Celebrate with the Shamrock, not a four-leaf clover.



Wear **GREEN** to show your St. Patrick's Day spirit.



“Bar Party” flair (oversized sunglasses, green wigs, over the top props/accessories, etc.) is **highly discouraged**.  
Please use your best judgement.



Remember the purpose of St. Patrick's Day. It is a time for us to honor a man who taught others of faith, hope, and love.

# VOLUNTEER DUTIES

*The Parade Company Volunteers have been given the following instructions. They are there to help ensure a safe and successful parade.*

## **UNIT MARSHAL DUTIES:**

- Walk alongside your assigned unit (float, performing group, band or other units) to keep the parade moving on time.
- You will be walking the entire parade (approx. 1 ½ miles).
- Unit Marshals are assigned to every division and they help ensure a seamless production – that means asking your group to "speed up" if there are large gaps between your unit/division, or "slow down" if your units are getting too tight.
- In addition to keeping the parade going at the right pace, Unit Marshals help to ensure safety for parade participants and crowd watchers.



# VOLUNTEER DUTIES

*The Parade Company Volunteers have been given the following instructions. They are there to help ensure a safe and successful parade.*

## **UNIT MARSHAL DUTIES:**

- Line up the units within your division properly (50 feet between units; 100 feet between divisions).
- Make sure no one throws out beads, candy or anything else in the crowd during the parade. If you see anyone throwing things in the crowd, notify the police officer assigned to your division.



# VOLUNTEER DUTIES

*The Parade Company Volunteers have been given the following instructions. They are there to help ensure a safe and successful parade.*

## **UNIT MARSHAL DUTIES:**

- Make sure everyone in your division is keeping pace with the rest of the parade.
- If any outside units try to join the parade who are not pre-approved, then ask police to remove them.
- If you ask someone politely to stop a behavior and they continue, then look for your assigned policeman and ask the police to handle the situation.
- Make sure your Unit# sign is turned in after the parade.
- Please read the “General Orders” and “Instructions for Marshals” for complete details.



# VOLUNTEER DUTIES

*The Parade Company Volunteers have been given the following instructions. They are there to help ensure a safe and successful parade.*

## INFORMATION/CHECK-IN BOOTHS

### **Check-in Booths:**

1. Sixth Street & Michigan Ave.
2. Sixth Street & Porter

There will be two volunteers assigned to each booth

### **Volunteer duties for Info/Check-in Booth:**

- Direct each unit to their staging area; ask the rep to look for their Unit Marshal Captain and check-in with the Captain.
- Tell each rep to get their Unit # sign from the Unit Marshal Captain
- The Unit Marshal Captain will let them know where they are on the Parade Line up; you will have the Line up sheet at your booth and can give that information as well if asked
- Serve as an information booth for parade questions





# VOLUNTEER DUTIES

*The Parade Company Volunteers have been given the following instructions. They are there to help ensure a safe and successful parade.*

## REVIEW STAND MARSHAL DUTIES:


- Make sure the Parade keeps pace and does not have unnecessary stops once the units reach the Review Stand.
- Direct non-performing units to dispersal area and encourage them to keep moving.
- Direct performing units to dispersal area after their performance.

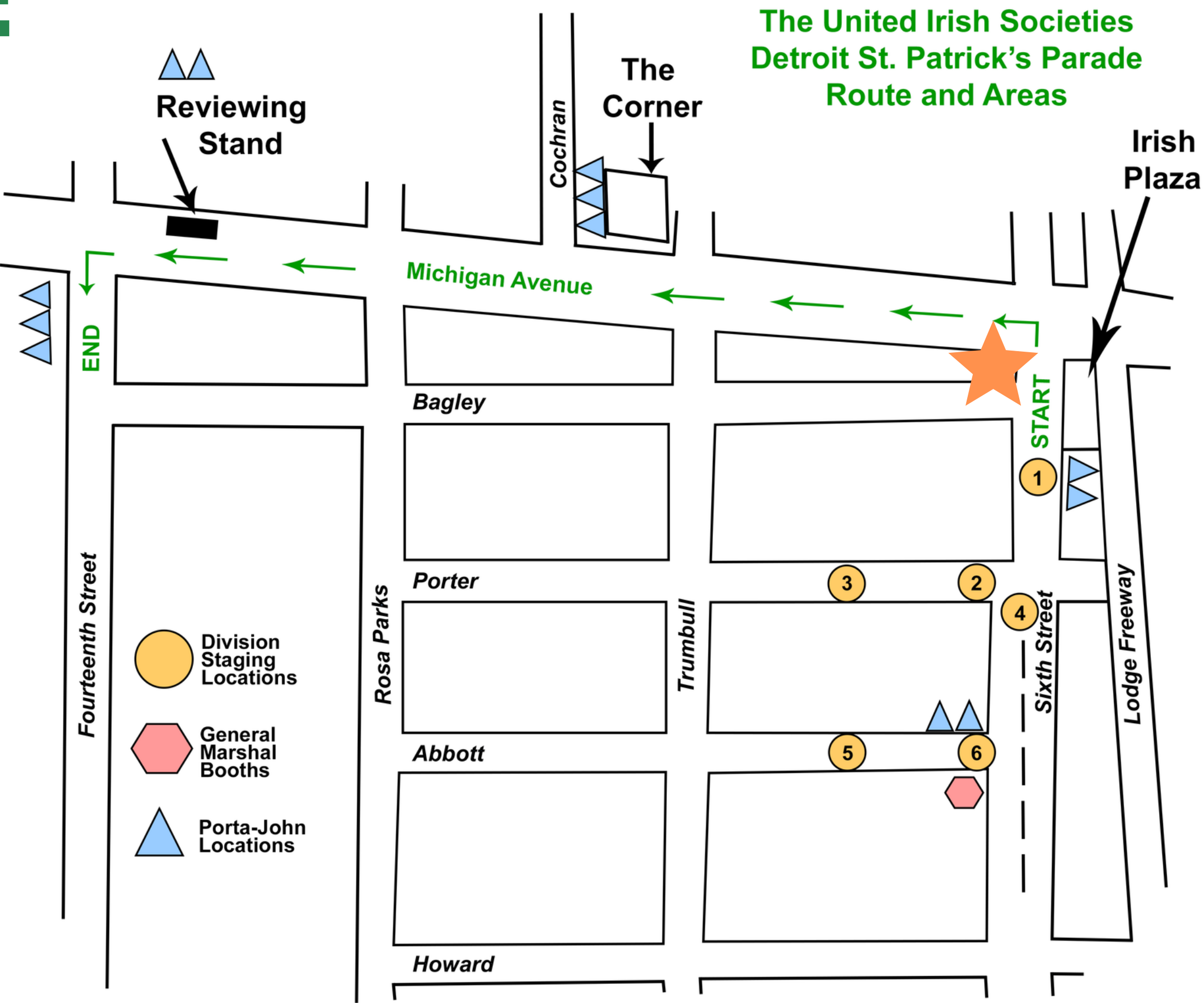
**Review Stand Marshals are assigned to an area near the viewing Stand, located near the end of the Parade.**



# PARADE ROUTE

The Parade starts on Sixth Street and Michigan Avenue, moves west on Michigan Avenue, and ends at Fourteenth Street.

Make a tight full 90 degree left turn, parallel to the road. Ready as you pass the business and Family Zone on the left, marked on the map with an 



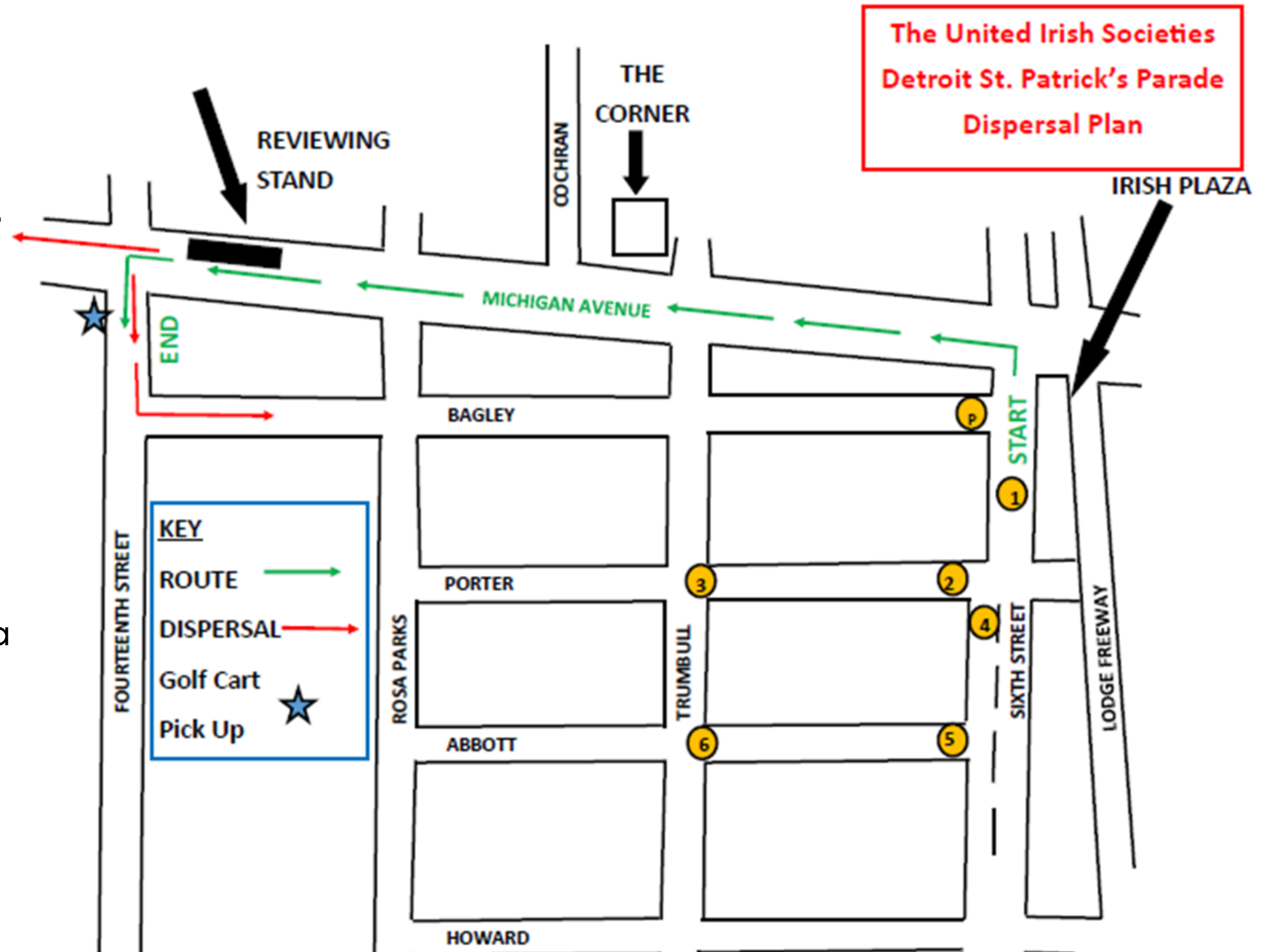
# PARADE DISPERSAL & MAP

- For safety purposes – do not stop at the end of the parade route – proceed in one of the following manners:

- Continue onto Michigan Ave
- Safely turn left onto 14th Street, then left onto Bagley

## Golf Cart Pick Up to Assembly

Ride opportunity for Volunteers: if you need a ride, please wait by the sign that says “Shuttle to Assembly”



# VOLUNTEER DISPERSAL



Stay with your unit until the end of the Parade.



Wait for the Volunteer Golf Cart to shuttle you back to the parking lot.



If you do not wish to wait for the Golf Cart, you can walk back.



Return to the Volunteer Check-in Booth (near parking lot entrance on Howard and Sixth Street) to check out with Kim and turn in your yellow vest.

# UNIT RESTRICTIONS

- Tasteful decoration ideas
  - Likeness of St. Patrick, Shamrock's, Irish Flag, Irish Cottage or Castle
- No political shirts/décor
- No "St. Pat's", "St. Patty's", "St. Paddy's"
- Be mindful of the message your unit is portraying
- No porta-john's on units
- No lewd representations of any kind
  - Easy on the four-leaf clovers
- No consumption nor possession of any liquids or containers of any kind while marching on/in the parade route
  - You will be reminded at step-off
- No throwing of any beads, etc.



# UNIT VEHICLE GUIDELINES




Vehicles  
**must** be  
clean, rust free  
& dent free



Vehicle(s)  
will be  
inspected



All parade  
Vehicles **must**  
have a barricade  
pass in the  
windshield



Vehicles that  
do not  
comply will  
be removed  
from the  
lineup



All drivers & keys  
**must** remain  
with and in their  
vehicles at all  
times in the  
staging area and  
parade route



**VIOLATIONS OF UNIT AND VEHICLE GUIDELINES WILL CONSTITUTE BREACH OF MARCHING APPLICATION/AGREEMENT AND WILL RESULT IN THE ENTIRE UNIT TO BE REMOVED FROM THE PARADE ROUTE AT THE REQUEST/AUTHORITY OF THE PARADE MARSHAL. ENFORCED BY THE DETROIT POLICE DEPARTMENT OFFICERS.**

# PARADE DAY

## Reminders



Free Parking Lots: Abbott & Sixth and Howard & Sixth



### Attire Reminders

- Wear **GREEN** to show your St. Patrick's Day spirit
- Layer your clothes (dress for the weather)
- Wear comfortable shoes
- Don't forget gloves and a hat
- Please, do not wear orange



Volunteer report time: 10:30 a.m.

Unit report time: 11 a.m.



**Parade Steps Off at 1 p.m.** (Sixth Street & Michigan Ave.)

Daylight Saving Time reminder: spring forward



# FACE MASKS

Face masks are recommended but **not** required.

An updated policy with additional information is available on the main page of the Detroit St. Patrick's Parade website.









THANK  
YOU!